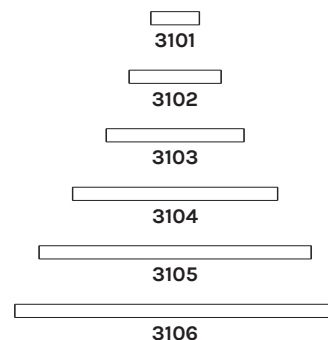


ZEN



Alluminio
Fascio di luce verso l'alto e verso il basso
Driver: incluso

Aluminum
 Light beam: upward and downward-projected
 Driver: included



3101	M 2700K	W 3000K	N 4000K
Potenza/ Power	2x 3,9W	2x 3,9W	2x 3,9W
Lumen	2x 541 lm	2x 570 lm	2x 581 lm
CRI	>90	>90	>90
Alimentazione/ Supply	220-240Vac	220-240Vac	220-240Vac

Articolo Item	Temperatura Temperature	Finitura Finish
3101	M	-BI
	W	-NE
	N	-RU
		-BV
		-TI

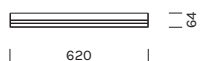
| 220 |

3102	M 2700K	W 3000K	N 4000K
Potenza/ Power	2x 7,8W	2x 7,8W	2x 7,8W
Lumen	2x 1082,5 lm	2x 1140 lm	2x 1162,5 lm
CRI	>90	>90	>90
Alimentazione/ Supply	220-240Vac	220-240Vac	220-240Vac

Articolo Item	Temperatura Temperature	Finitura Finish
3102	M	-BI
	W	-NE
	N	-RU
		-BV
		-TI

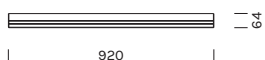

| 420 |

3103	M 2700K	W 3000K	N 4000K
Potenza/ Power	2x 11,75W	2x 11,75W	2x 11,75W
Lumen	2x 1624 lm	2x 1710 lm	2x 1744 lm
CRI	>90	>90	>90
Alimentazione/ Supply	220-240Vac	220-240Vac	220-240Vac



Articolo Item	Temperatura Temperature	Finitura Finish
3103	M W N	-BI -NE -RU -BV -TI

3104	M 2700K	W 3000K	N 4000K
Potenza/ Power	2x 17,6W	2x 17,6W	2x 17,6W
Lumen	2x 2436 lm	2x 2565 lm	2x 2616 lm
CRI	>90	>90	>90
Alimentazione/ Supply	220-240Vac	220-240Vac	220-240Vac



Articolo Item	Temperatura Temperature	Finitura Finish
3104	M W N	-BI -NE -RU -BV -TI

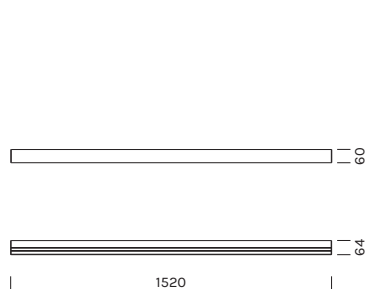
Il codice prodotto si compone mettendo uno dopo l'altro, da sinistra a destra, i dati nelle colonne gialle, es: 1111M12-AA
The product code is created by putting in sequence the data under the yellow columns from left to right, e.g:1111M12-AA

3105	M 2700K	W 3000K	N 4000K
Potenza/ Power	2x 23,5W	2x 23,5W	2x 23,5W
Lumen	2x 3248 lm	2x 3424 lm	2x 3488 lm
CRI	>90	>90	>90
Alimentazione/ Supply	220-240Vac	220-240Vac	220-240Vac



Articolo Item	Temperatura Temperature	Finitura Finish
3105	M	-BI
	W	-NE
	N	-RU
		-BV
		-TI

3106	M 2700K	W 3000K	N 4000K
Potenza/ Power	2x 29,4W	2x 29,4W	2x 29,4W
Lumen	2x 4060,5 lm	2x 4275 lm	2x 4361 lm
CRI	>90	>90	>90
Alimentazione/ Supply	220-240Vac	220-240Vac	220-240Vac



Articolo Item	Temperatura Temperature	Finitura Finish
3106	M	-BI
	W	-NE
	N	-RU
		-BV
		-TI

Il codice prodotto si compone mettendo uno dopo l'altro, da sinistra a destra, i dati nelle colonne gialle, es: 1111M12-AA
 The product code is created by putting in sequence the data under the yellow columns from left to right, e.g:1111M12-AA