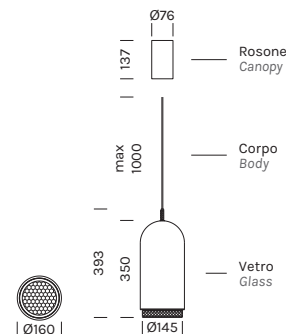


CURUBA



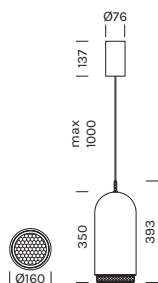
- alluminio, vetro soffiato
- colore cavo: nero
- con cavo 5m: + 53€

- aluminum, blown glass
- cable color: black
- with 5-metres cable: + 53€



Con rosone e driver / With canopy and driver

2603	M 2700K	W 3000K
Potenza/ Power	1x19.0W, 1x4.2W	1x19.0W, 1x4.2W
Nominal lumen	1x2616lm, 1x727lm	1x3050lm, 1x727lm
CRI	>90	>90
Alimentazione/ Supply	220-240V	220-240V

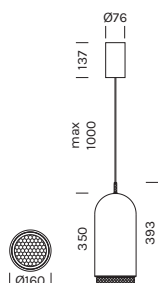


Articolo Item	Temperatura Temperature	Rosone Canopy	Corpo Body	Vetro Glass
2603	M	-BO	-BO	-VBI
composed by	W	-NO	-NO	-VBL
RS04/02 (1Pz)		-BV	-BV	-VTM
2611 (1Pz)		-OR	-OR	-VAM
		-RR	-RR	-VRS
		-TI	-TI	-VFU
		-VF	-VF	-VVF



Con rosone e driver / With canopy and driver

2602	M 2700K	W 3000K
Potenza/ Power	1x19.0W, 1x4.2W	1x19.0W, 1x4.2W
Nominal lumen	1x2616lm, 1x727lm	1x3050lm, 1x727lm
CRI	>90	>90
Alimentazione/ Supply	220-240V	220-240V



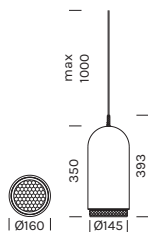
Articolo Item	Temperatura Temperature	Rosone Canopy	Corpo Body	Vetro Glass
2602	M	-BO	-BO	-VBI
composed by	W	-NO	-NO	-VBL
RS04/03 (1Pz)		-BV	-BV	-VTM
2611 (1Pz)		-OR	-OR	-VAM
		-RR	-RR	-VRS
		-TI	-TI	-VFU
		-VF	-VF	-VVF

Il codice prodotto si compone mettendo uno dopo l'altro, da sinistra a destra, i dati nelle colonne gialle, es: 1111M12-AA
 The product code is created by putting in sequence the data under the yellow columns from left to right, e.g:1111M12-AA

Solo corpo / Body only



2611	M 2700K	W 3000K
Potenza/ Power	1x19.0W, 1x4.2W	1x19.0W, 1x4.2W
Nominal lumen	1x2616lm, 1x727lm	1x3050lm, 1x727lm
CRI	>90	>90
Alimentazione/ Supply	500mA	500mA

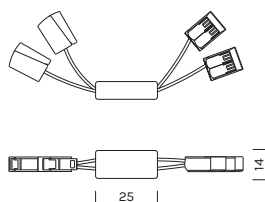


Articolo Item	Temperatura Temperature	Corpo Body	Vetro Glass
2611	M	-BO	-VBI
		-NO	-VBL
	W	-BV	-VTM
		-OR	-VAM
		-RR	-VRS
		-TI	-VFU
	-VF	-VVF	

Necessita di driver remoto a 500mA oppure di convertitore da 48Vdc a 500mA più driver a 48Vdc
Requires 500mA remote driver, or 48Vdc to 500 mA converter and 48Vdc driver

Convertitore da 48Vdc a 500mA / 24Vdc to 500 mA converter

Articolo Item	art. alimentabili items powerable
2A7900	1



Necessita di driver remoto a 48Vdc
Requires 48V remote driver

Driver 48Vdc in tensione in remoto / Remote constant voltage drivers 48Vdc

Articolo Item	art. alimentabili items powerable	Potenza Power	IP	Dimensioni Dimensions	Dimmerazione Dimming
1A0633	1	70W	IP20	210x45x49	
1A0634	1-2	150W	IP20	210x45x49	
1A1239	1-5	240W	IP67	244x68x39	
1A2493	1-8	320W	IP67	252x90x44	

Centraline dimmerabili in remoto / Remote dimmable controllers

Articolo Item	Potenza Power	IP	Dimensioni Dimensions	Dimmerazione Dimming	
1A0837/48	288W	IP20	132x22x20	PUSH DALI 1-10V	
1A0838/48	576W	IP20	164x38x25	PUSH DALI 0-10V 1-10V	
Controller 1 canale - DC 1-channel controller	1A0172/48	576W	IP20	57x44x25	PUSH CASAMBI

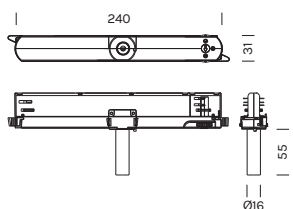
Il codice prodotto si compone mettendo uno dopo l'altro, da sinistra a destra, i dati nelle colonne gialle, es: 1111M12-AA
The product code is created by putting in sequence the data under the yellow columns from left to right, e.g:1111M12-AA

Jack per track 48V + Connettore nero / Jack for track 48V, black connector

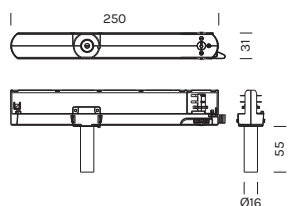


Articolo Item	Finitura Finish	Dimmerazione Dimming
200/12	-JBI  -JNE 	DALI

Jack per track 230V + Connettore nero / Jack for track 230V + black connector

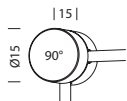



Articolo Item	Finitura Finish	Dimmerazione Dimming
210/06	-JBI  -JNE 	DALI

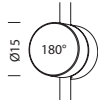


Articolo Item	Finitura Finish	Dimmerazione Dimming
210/09	-JBI  -JNE 	CASAMBI

Passacavi / Cable entry



Articolo Item	Finitura Finish
BEAMKIT01	-NA 



BEAMKIT02	-NA 
------------------	--